



Terrestrial Digital – DB4 Installation Guide




The DB4 comes with:

- ✍ 1 set of reflectors
- ✍ 1 set of 4 elements with transformer
- ✍ 2 sets of 4" bolts with aluminum sleeves
- ✍ 1 mast clamp

Assembly Instructions



1. Attach the reflectors to the elements using the supplied bolts. Slide the spacers over the bolts so the front and back halves are separated by 3". As shown in this side view



2. Assembled DB4: Shown with the optional **J Mount**. Sold Separately. Make sure elements (bowties) are facing transmitting towers